



# INVESTOR RELATIONS 2026



A 3D rendering of a robotic arm and conveyor belt system, rendered in a light blue and white color scheme. The robotic arm is positioned on the right side of the image, and the conveyor belt is below it. The background is a light blue gradient with some faint lines and shapes.

## 01. Company Overview

Corporate Profile | Global Locations | Strengths

## 02. Business Overview

Business Structure | Mobile | Automotive | Network & ODM · OEM | Major Customers

## 03. Business Performance

1Q26 Financial Highlights | Quarterly Earnings | Annual Earnings

## 04. Appendix

Balance Sheet | Income Statement | Shareholder Value & Returns

# Corporate Profile

Company name	PARTRON CO.,LTD. (K091700)
Establishment	2003.01.28
Staff	Korea (547) China (683) Vietnam (2,712)
Paid in capital	KRW 29.5 bn
Vision	Global Integrated Component Maker

## Subsidiaries

(Consolidated, As of 1Q26)

Domestic	Percentage of shareholding	Global	Percentage of shareholding
ELCOMTEC	56.57%	Yantai Partron Electronics	100.00%
PARTRON ESL	46.44%	PARTRON VINA	99.08%

## CEO Jong-Koo Kim

### [Careers]

- Department of Mechanical Engineering, Seoul National University
- Director in planning office, Samsung Group
- Head of Electric Element Division(EVP) and CTO, Samsung Electro-Mechanics

## CEO Won-Keun Kim

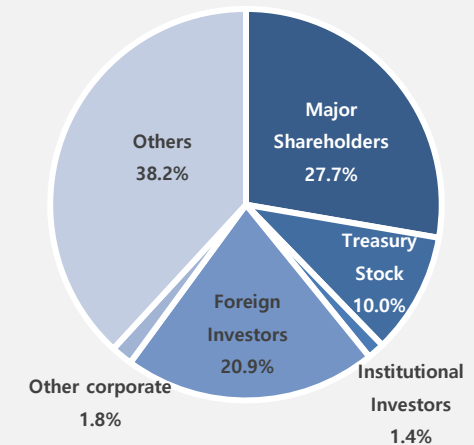
### [Careers]

- School of Electronic and Electrical Engineering, Sungkyunkwan University
- LCD Division, Samsung Electronics

## Shareholding Structure

(As of 1Q26)

Main Shareholders	No. of Shares
Major Shareholders	15,238,861
Treasury Stock	5,521,217
Institutional Investors	776,092
Foreign Investors	11,495,355
Other corporate	979,679
Others	20,988,796



# 01

## Global Locations

### Korea

- Location : Hwasung city (Dongtan), Gyung-gi, Korea (for proto sample and pilot products)
- Employees : 547 of which R&D 361
- Advantages : Location nearby Dongtan New-town / Convenient access to residential areas and recruitment pools



### China

- Location : Yantai City, Shandong Province, China
- Employees : 683
- Advantages : Low labor cost (10% lower than Tianjin or Shanghai) / Stable demand and supply of manpower

### Vietnam

- Location Khai Quang / Dong Soc Industrial Park, Vietnam
- Employees : 2,712
- Advantages : Low labor cost (50% lower than China) / Efficient recruitment





# 02

# Business Structure

**Optical Mecha Biz.**

- Camera Module (Mobile, Auto)
- Actuator
- Linear Motor



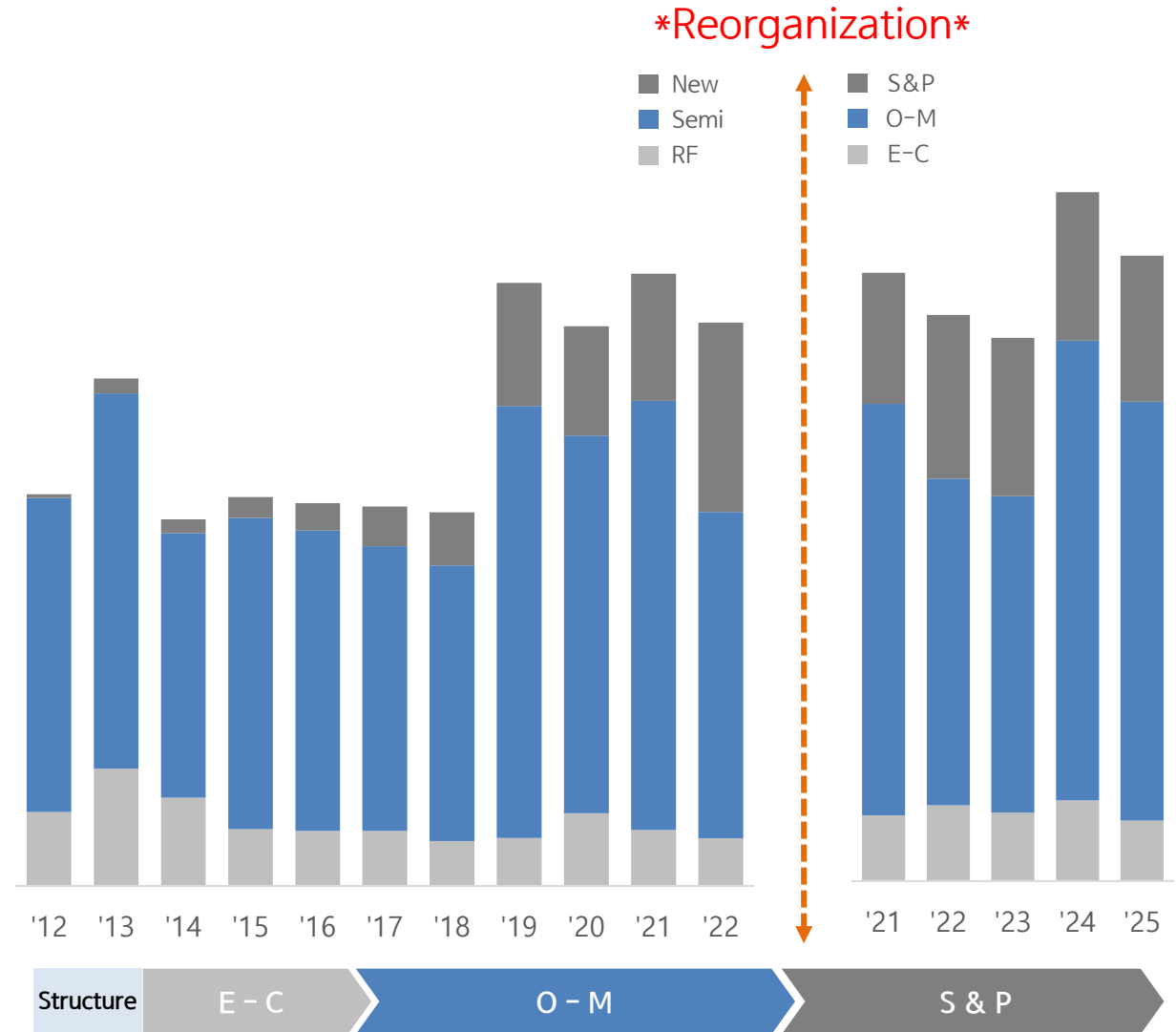
**Sensors & Packages Biz.**

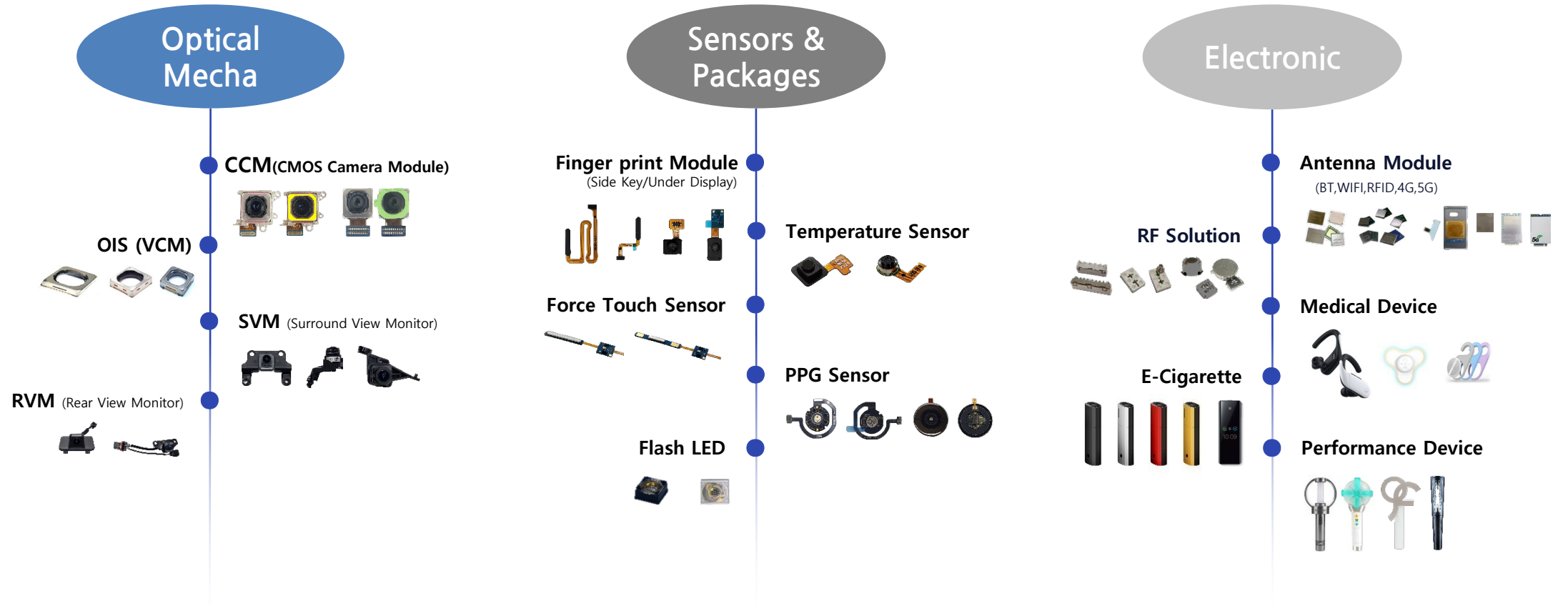
- Fingerprint, Heart rate, Temperature, etc.
- Touch Pad Module, SiP Module
- LED

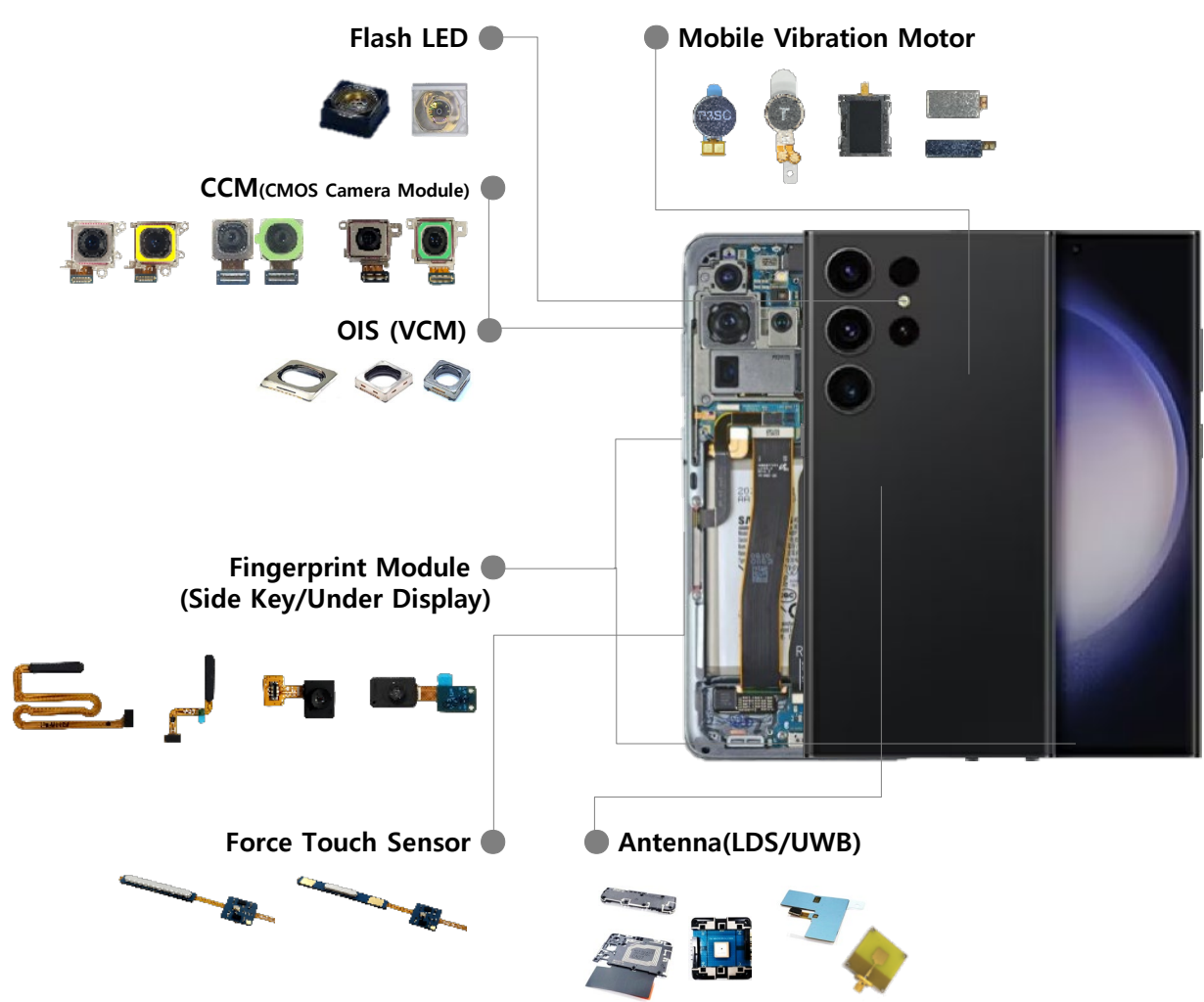



**Electronic Biz.**

- RF (Antenna, Dielectric Filter, Isolator)
- E-Cigar, Wearable Device, B2B ODM / EMS, etc.














# 02

# Network & ODM · OEM

## ▶ Connected Solution : Module

BT Module	Wi-Fi Module	NFC Antenna	RFID Module	4G/5G Module
				

## ▶ RF Solution : Ceramic Device

Monoblock (Filter/DPX)	CWF
	

## ▶ RF Solution : Power Device

Multiplexer	Module (CPL+CIR+CON.)	Isolator
		





## ▶ E-Cigarette

HYBRID 2.0	HYBRID 3.0	AIBLE 1.0	AIBLE 2.0
			

## ▶ Performance Device

Light Cheer Stick	Zigbee / BT Repeater
	

## ▶ Medical Device

Blood Glucose Meter	DIMO (PDM-100/200)	Olive Air/Max	ECG Patch	Body Fat Meter
				

## ▶ 4G/5G

4G / 5G Router (EMS)


# 02

# Major Customers

Mobile / Network / IoT				
Korea	China / Taiwan	Japan	USA / Europe	

Automotive		
Korea		USA / Europe

Device		
Korea		USA / Europe

## 03

## 1Q26 Financial Highlights

(KRW mn)

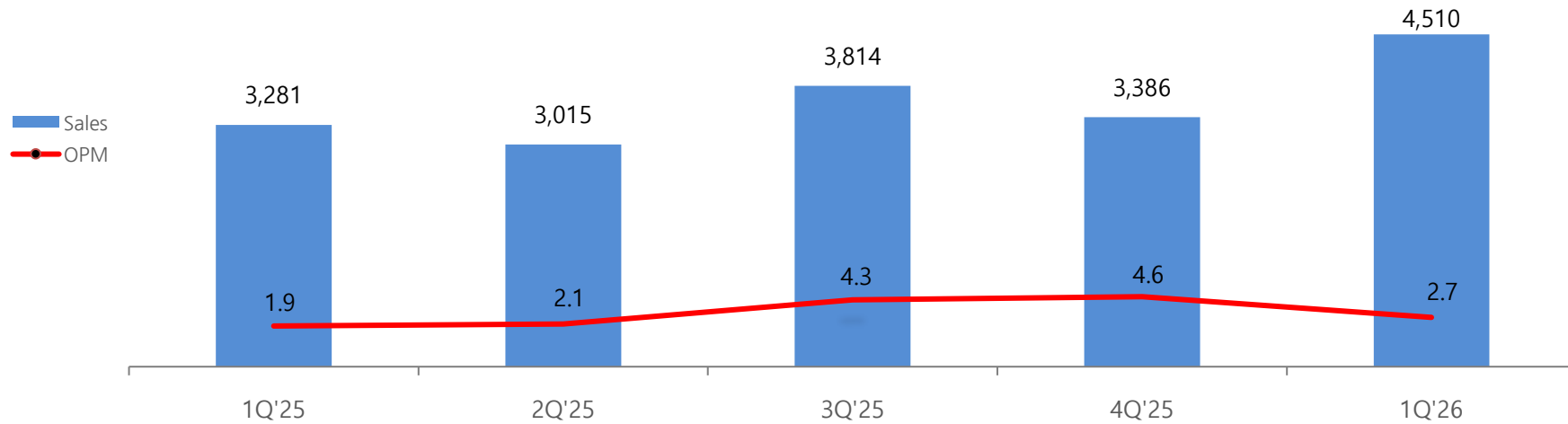
	Q4 2025	QoQ	Q1 2026	YoY	Q1 2025
<b>Sales</b>	<b>338,593</b>	<b>33.2%</b>	<b>451,038</b>	<b>37.5%</b>	<b>328,097</b>
Optical mecha	226,875	41.7%	321,588	39.7%	230,219
Sensors & Packages	71,902	34.5%	96,735	19.8%	80,724
Electronic	39,816	-17.8%	32,715	90.7%	17,153
<b>Gross Profit</b>	<b>43,615</b>	<b>-17.1%</b>	<b>36,150</b>	<b>20.4%</b>	<b>30,019</b>
SG&A Expenses	28,101	-14.9%	23,902	0.8%	23,704
<b>Operating Profit</b>	<b>15,514</b>	<b>-21.1%</b>	<b>12,247</b>	<b>93.9%</b>	<b>6,315</b>
<b>Operating Margin</b>	<b>4.6%</b>	<b>-1.9%</b>	<b>2.7%</b>	<b>0.8%</b>	<b>1.9%</b>
Non Operating Income	15,364	-2.9%	14,926	59.4%	9,362
Non Operating Expense	10,713	25.1%	13,398	63.2%	8,208
Equity Income	29	15.5%	34	Turned to Profit	-16
<b>Pre-Tax profits</b>	<b>20,195</b>	<b>-31.6%</b>	<b>13,809</b>	<b>85.3%</b>	<b>7,453</b>
<b>Net Profit</b>	<b>13,161</b>	<b>-21.7%</b>	<b>10,300</b>	<b>54.6%</b>	<b>6,664</b>

# 03

## Quarterly Earnings Trend

(KRW 100 mn)

	Q1 2025	Q2 2025	Q3 2025	Q4 2025	Q1 2026
Sales	3,281	3,015	3,814	3,386	4,510
OP	63	64	165	155	122
OPM (%)	1.9	2.1	4.3	4.6	2.7

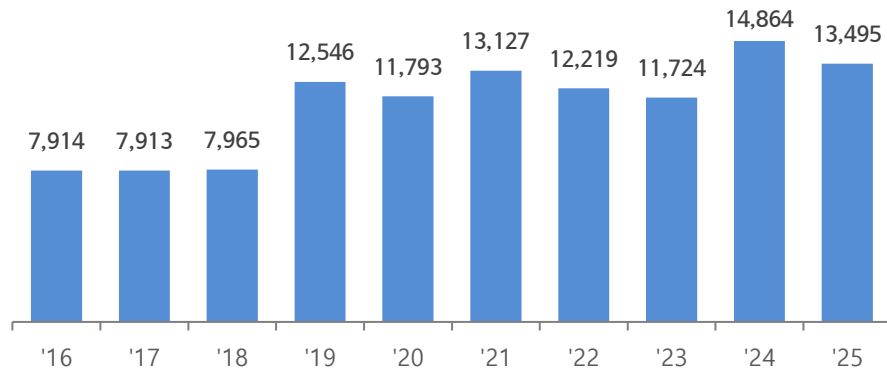


# 03

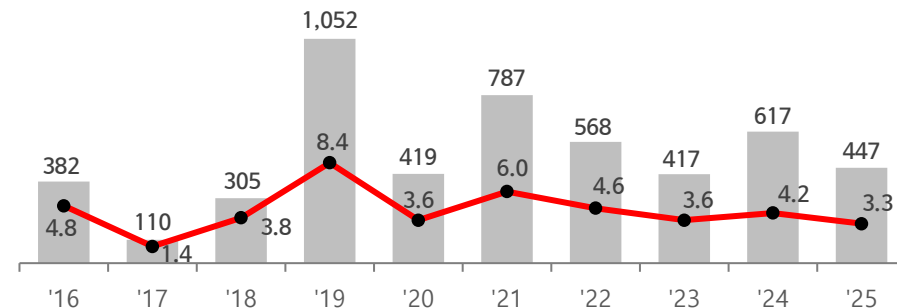
## Annual Earnings Trend

(KRW 100 mn)

	2016	2017	2018	2019	2020	2021	2022	2023	2024	2025
Revenues	7,914	7,913	7,965	12,546	11,793	13,127	12,219	11,724	14,864	13,495
OP	382	110	305	1,052	419	787	568	417	617	447
OPM(%)	4.8	1.4	3.8	8.4	3.6	6.0	4.6	3.6	4.2	3.3
Pre-tax profit	376	89	255	1,008	298	751	569	436	734	468
Net profit	283	45	115	642	206	783	429	302	559	331
EPS(KRW)	416	24	178	1,186	431	1,309	700	539	1,030	674
ROE	7.3	1.2	3.3	16.0	5.2	16.3	8.6	6.1	10.6	6.6



[Annual Sales Trend]



[Annual OP & OPM Trend]

## 04

## Balance Sheet

(KRW mn)

	Q1 2026		2025		2024	
	Parent Only	Consolidated	Parent Only	Consolidated	Parent Only	Consolidated
<b>Total Assets</b>	<b>697,661</b>	<b>753,240</b>	<b>709,571</b>	<b>775,104</b>	<b>670,156</b>	<b>743,284</b>
Current assets	376,066	418,144	384,209	424,754	343,023	385,533
Non current assets	321,596	335,097	325,363	350,350	327,133	357,752
<b>Total Liabilities</b>	<b>205,765</b>	<b>211,527</b>	<b>198,408</b>	<b>214,851</b>	<b>165,464</b>	<b>187,824</b>
Current Liabilities	202,362	204,118	195,925	208,113	162,995	181,619
Non current Liabilities	3,403	7,409	2,483	6,738	2,468	6,204
<b>Total shareholders' equities</b>	<b>491,896</b>	<b>541,713</b>	<b>511,163</b>	<b>560,252</b>	<b>504,692</b>	<b>555,461</b>
<b>Free Cash Flow</b>	<b>49,326</b>	<b>39,431</b>	<b>-37,230</b>	<b>-17,946</b>	<b>16,788</b>	<b>20,818</b>
<b>Cash (End of Period)</b>	<b>61,113</b>	<b>95,175</b>	<b>11,576</b>	<b>54,232</b>	<b>49,015</b>	<b>74,577</b>
<b>Net Debt</b>	<b>-7,113</b>	<b>-7,728</b>	<b>28,424</b>	<b>-11,033</b>	<b>-11,015</b>	<b>-32,801</b>
<b>Capex</b>	<b>387</b>	<b>10,036</b>	<b>8,023</b>	<b>42,280</b>	<b>6,450</b>	<b>36,306</b>

## 04

## Consolidated Income Statement

(KRW mn)

	2026		2025	2024	2023	2022
	1Q	2026				
<b>Revenues</b>	451,038	451,038	1,349,528	1,486,422	1,172,405	1,221,911
Cost of goods sold	414,888	414,888	1,204,058	1,319,224	1,043,026	1,076,335
<b>Gross Profit</b>	36,150	36,150	145,470	167,197	129,379	145,575
SG&A expenses	23,902	23,902	100,722	61,260	45,035	48,888
<b>Operating Profit</b>	12,247	12,247	44,748	61,707	41,681	56,802
Non Operating Income	14,926	14,926	41,100	53,373	38,412	58,118
Non Operating Expense	13,398	13,398	39,114	41,837	36,572	57,403
Equity Income	34	34	45	148	50	-653
Pre-tax profit	13,809	13,809	46,779	73,390	43,571	56,863
<b>Net profit</b>	10,300	10,300	33,095	55,901	30,157	42,934
<b>EBITDA</b>	26,308	26,308	44,748	116,986	95,854	112,975

## 04

## Shareholder Value &amp; Returns

## Details of the dividends

	2013	2014	2015	2016	2017	2018	2019	2020	2021	2022	2023	2024	2025
<b>Dividend per share (KRW)</b>	300	250	250	200	175	200	350	250	350	300	250	300	310
<b>Dividend Payout Ratio (%)</b>	16.2	22.4	27.2	54.2	316.8	110.7	29.5	58.5	26.7	42.1	45.9	28.3	45.5
<b>Dividend yield (%)</b>	2.1	2.1	2.5	2.0	1.8	2.4	2.7	2.4	2.7	3.4	3.0	4.0	4.3

## Annual Treasury Share Holdings

(Unit : Shares)	2017	2018	2019	2020	2021	2022	2023	2024	2025	2026
<b>Acquired</b>	-	1,000,000	-	250,000	-	1,296,917	1,141,029	2,500,000	998,311	-
<b>Disposed</b>	-	-	-	-	-	54,036	-	-	-	-
<b>Retired</b>	-	-	-	-	-	-	-	1,918,214	2,000,000	5,000,000
<b>Ending Balance</b>	1,750,000	2,750,000	2,750,000	3,000,000	3,557,210 <sup>(*)</sup>	4,800,091	5,941,120	6,522,906	5,521,217	521,217

(\*)Note: Increase of 557,210 shares following the merger of subsidiary Optimax Co., Ltd. (Dec 21, 2021).

Thank you

